



Splice CART and Splice tools

The necessary consumables during SMT production.

Have you ever met below trouble during SMT production ?

- *Have to stop the production when reel component was used up .
- *Cost too much time to change a reel components in SMT production
- *Production efficiency is slow down when can not produce continually.

By Splice Cart and Splice tools can deal with your worry totally !



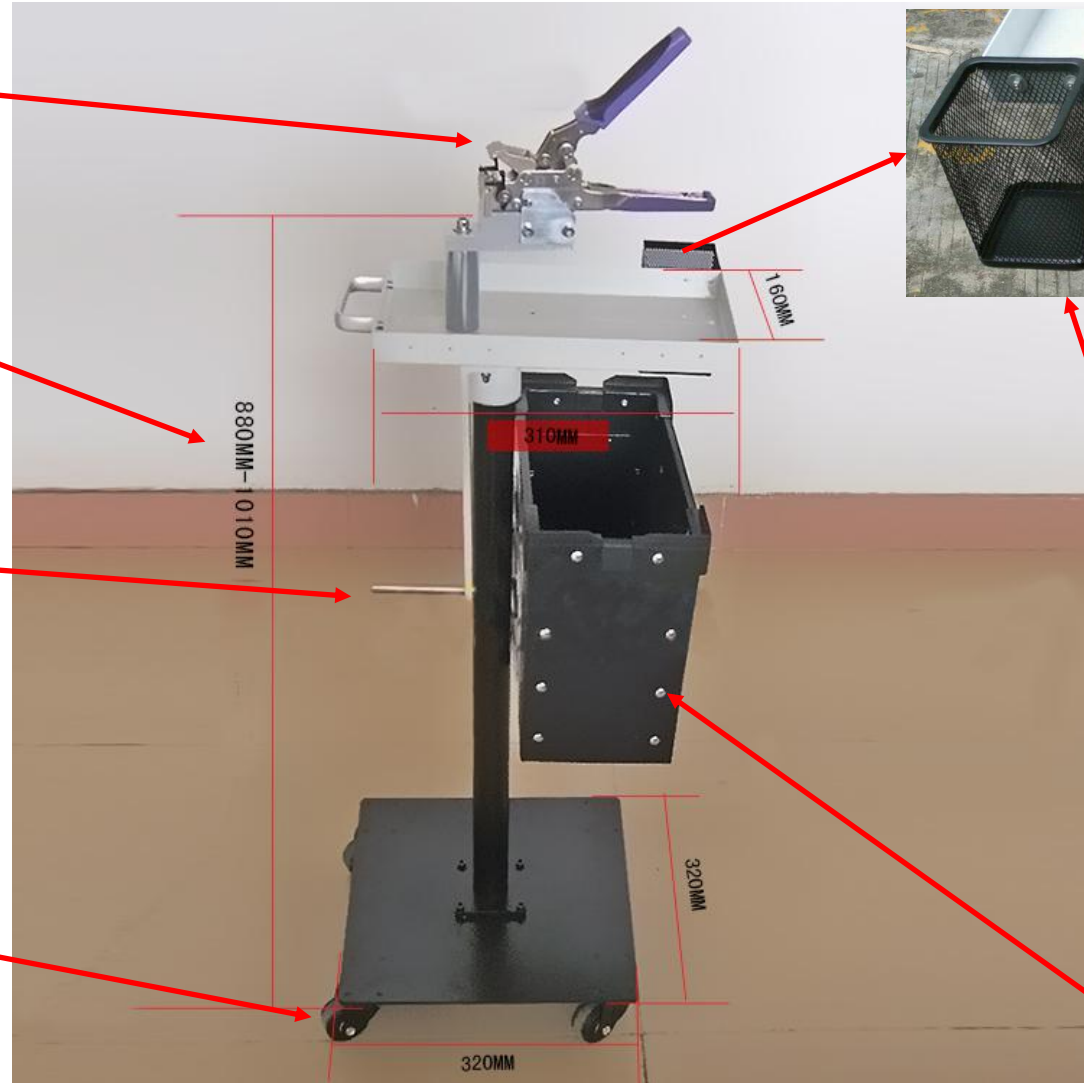
SMT Splicing cart

SMT Splicing Stapler

Height can be adjusted

Roller

Use anti-static wheel.



Anti-static basket (placement tool, scissors)

Add a basket for the scanner if needed.

Antistatic reception box.

1.SMT Splicing cart

The SMT Splicing Cart is ideal for splicing SMT component tape on-the-fly to dramatically reduce downtime on pick-and-place equipment. The cart rolls up to the feeder bank for easy splicing of reels and features storage space for spliced strips. Additionally, the cart offers storage for three splicing tools & to be used in conjunction with stapler.

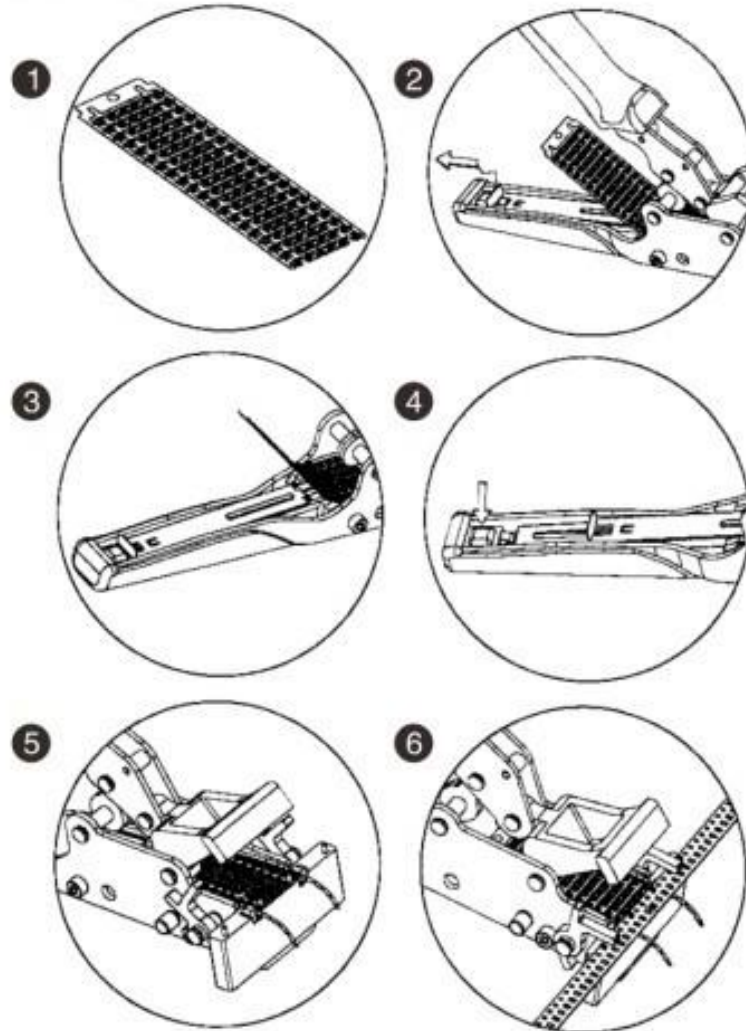
Features

1. Anti static material making
2. Can adjust the rise and fall
3. Can move push-pull at random
5. Omni-directional rotating pliers
6. He special position of the fixed junction belt, copper buckle, and shearing pliers
7. Materials stored in anti-static material receiving box, the entire operation process in a clean manner.



This machine work video introduction: https://youtu.be/yGyB_yxEXI0

Method of use






2.SMT Splicing Stapler

- Semi Automatic Tape Splice Tool for use with bandolier type shims for increased productivity.
 - Stapler design hand tool
 - It uses frame-type Splice Clip – SMS-0602 (20pitches/frame)
 - Quick connection to reel
 - Improving production efficiency by non-stop operation in SMT lines
- Application
- Applicable to all kinds of reels (paper or embossing type)
 - Durable / hard wearing steel construction
 - Easy to install at docking station/cart (Optional)
 - Ergonomically designed handle for comfort

See detailed parameters please visit:

<https://www.slideshare.net/Minggan1/smt-splicing-cart-and-splicing-tools-splice-tape>

<http://www.smthelp.com/product/smt-splicing-tool-embossed-feeder-tape-brass-stitch-and-tape-splice/>




3.Splice copper buckle

Product Name : 1.Combined Splice copper buckle
2.Single Splice copper buckle

Size : Support all size of SMT component tape material

The high speed machine matches the copper buckle to use
would be better !



Combined Splice copper buckle



Single Splice copper buckle



a)



b)



c)



d)

- a) Place the copper with burr face up on the crimping pliers
- b) Place the two tape which need to connect on the crimping pliers, and make the two sections coincide well, close the buckle
- c) Also use a crimping pliers connect the tape with copper pieces
- d) Link with good tape

4. Carrier Tape Cutting Tool

A simple to use carrier tape cutting tool designed for precise cutting, suitable for use on all size carrier tapes.

This tool has alignment pins for increased accuracy.



5. Splice Tape

Product Name : 1.Double splice tape
2.Single splice tape

Size : 8mm,12mm,16mm,24mm, etc

Qty: 500pcs/box, 250pcs/box
Waterproof




1.Double splice tape



Packaging Details:

- 1,The applicable to joint SMT carrier tape ,ensure non-stop to joint for all kinds of SMT carrier tape.
- 2,Easy operation, save labor, improve benefit of production, save cost.
- 3,High quality , high accuracy , good price
- 4,Main Color of products : Yellow ,Blue ,black.
- 5,the shelf life is about half year to a year,
Storage condition: under about 10-30 degree.



2.Single splice tape using method